



WMF Gold Sponsors



Jugend Weltmeisterschaft 2016 Youth World Championship 2016



ERGEBNISLISTE

Datum: 10.08.2016 - 12.08.2016 gedruckt am: 13.08.2016
 Ort: Bischofshofen (Kombi)
 Veranstalter: World Minigolf Sport Federation
 Ausrichter: ASKÖ MGC Bischofshofen
 Leitung: Lackner Andreas

Teilnehmer: Juniorinnen 19 Junioren 54
 Gesamtteilnehmer Einzel: 73 Mannschaften: 11

Teilnehmende Nationen: 9
 DEN (3) GER (11) ITA (7) NED (6) AUT (11) RUS (8) SWE (11) SUI (8) CZE (8)

Schieds-	Helmke Dieter (Vorsitz)	AUT	Jury: Tomanek Martin(Vorsitz)	WMF
Gericht:	Somnitz Christian	GER	Löhr Michael	GER
	Helm Peter	AUT	Broddevall Lars	SWE

Besondere Vorkommnisse (Ermahnungen, Verwarnungen, Strafpunkte):
 auf Seite 2 das Original von der ASKÖ MGC Bischofshofen Homepage



Jugend Weltmeisterschaft 2016
Youth World Championship 2016
10.-12.08.2016, Bischofshofen, Österreich



Besondere Vorkommnisse: (Original von der Homepage des ASKÖ MGC Bischofshofen)

7:50 - Due to rain, start is postponed until further for the girls pairings at the concrete. Boys will start on miniaturegolf (which is now covered with tents) at 8:00 as planned.

9:07 - It is decided that the girls will also start their first round on the miniaturegolf course, due to persisting rain

10:20 - The decision is taken to start the second round for boys on the tent-covered miniaturegolf course too, because it still rains.

11:55 – The girls will start round 2 on the miniaturegolf course and the boys will start their 3rd round on concrete.

The tournament was interrupted due to rain at 18:50, we will resume tomorrow at 8:00.

There are three boys (substitutes) left to finish the 4th round on concrete, plus all the girls.

The starting order for boys will be changed according to the current team ranking for tomorrow.

Thursday 8:11 – The 4th round on concrete (girls) is interrupted due to rain. The 5th rounds on miniaturegolf (boys) continues.

Thursday 9:26 – after the girls' fourth round on concrete is completed, they will start their 5th round on miniaturegolf, while boys will play their 6th round on concrete

Penalties

Rd 1 Lane 16 BRTEVNÍK Daniel (CZE) - verbal admonition (time)

Rd 3 Lane 2 DOLEŽELOVÁ Alena (CZE) - verbal admonition (leaving the group)

Rd 6 Lane 5 BRTEVNÍK Daniel (CZE) – admonition (time)

Rd 6 Lane 15 BRUNELLO Raphael (ITA) – admonition (unbehaviour)

Rd 7 Lane 17 ZOTOV Maxim (RUS) – verbal admonition (time)

Rd 7 Lane 8 WINDSTEIG Sandro (AUT) – admonition (unbehaviour)

Rd 8 Lane 17 WINDSTEIG Sandro (AUT) – admonition + 1 penalty stroke (unbehaviour)

Rd 9 Lane 1 LINDSTRÖM James (SWE) – verbal admonition (time)

Rd 9 Lane 15 SUSA Richard (CZE) – verbal admonition (time)

Rd 9 Lane 15 KADLEC Jan (CZE) – verbal admonition (time)




















Rd 10 Lane 10 LIEBER Johannes (GER) – verbal admonition (time)

Rd 10 Lane 14 LIEBER Johannes (GER) – admonition (time)

The tournament jury has decided to change the order of courses for the final round of individual strokeplay championships (Friday from 2 pm) and semifinals, finals and matches for rank 3 of the individual matchplay championships (Saturday afternoon). These rounds will start at concrete course (course A) and finish at miniaturegolf course (course B), i. e. the opposite order than stipulated in the tournament invitation.

The reason for this decision is that the background idea is to finish at the more difficult course, and in case of Bischofshofen, the miniaturegolf course is generally considered to be more decisive / difficult than the concrete.

Category / Kategorie: Girls / Juniorinnen

System (E = Eternit ; B = Beton) - E B E B E B E B B E B E																		
Rg. Name	Nation	Score												Sum. Stg.	Schnitt	E	B	
1 Dolezelova Alena	 CZE	28	31	30	30	21	30	23	28	26	22	28	23	320	18	26,667	147	173
2 Schumacher Sarah	 GER	23	30	25	32	19	26	27	30	32	28	27	25	324	20	27,000	147	177
3 Zwirlein Michaela	 GER	25	30	20	28	26	34	23	29	32	23	30	28	328	23	27,333	145	183
4 Jürgens Nadine	 SUI	28	27	24	29	21	29	27	32	27	30	31	25	330	17	27,500	155	175
5 Göransson Jennifer	 SWE	26	34	24	30	27	29	31	28	28	22	28	25	332	19	27,667	155	177
6 Gras Patricia	 GER	26	31	32	30	25	34	24	26	31	22	27	26	334	20	27,833	155	179
7 Hansson Jasmin	 SWE	23	33	26	32	28	32	24	29	28	24	32	26	337	18	28,083	151	186
8 Vikström Felicia	 SWE	27	33	23	35	25	28	24	34	30	28	30	22	339	20	28,250	149	190
9 Korytina Yulia	 RUS	31	33	24	33	24	28	22	32	33	28	33	23	344	21	28,667	152	192
10 Zitz Lisa Marie	 AUT	32	30	28	30	27	28	31	32	32	24	294	13	29,400	142	152		
11 Mogilevskaya Polina	 RUS	28	31	29	32	28	31	28	33	30	28	298	7	29,800	141	157		
Haupt Maike	 GER	32	32	27	32	22	34	21	37	33	28	298	21	29,800	130	168		
13 Sukonnikova Elena	 RUS	25	32	28	29	27	34	34	34	31	27	301	16	30,100	141	160		
14 Harrysson Wilma	 SWE	34	29	26	37	28	26	30	39	30	26	305	21	30,500	144	161		
15 Doppelreiter Mara	 AUT	34	31	33	35	23	30	26	34	34	31	311	16	31,100	147	164		
16 Newland Sabrina	 AUT	29	38	27	28	25	30	32	34	38	33	314	23	31,400	146	168		
17 Frizen Valeria	 RUS	34	36	31	34	25	32	32	34	33	30	321	15	32,100	152	169		
18 Schmid Ramona	 ITA	25	32	33	38	31	40	33	32	33	28	325	20	32,500	150	175		
19 Rudigier Laura	 AUT	39	32	34	35	31	34	28	34	34	36	337	15	33,700	168	169		







Category / Kategorie: Boys / Junioren

System (E = Eternit ; B = Beton) - E B E B E B E B E B E B E																			
Rg.	Name	Nation	Score												Sum.	Stg.	Schnitt	E	B
1	Skaloud Ondrej	CZE	28	31	23	24	25	31	20	27	25	21	30	24	309	20	25,750	141	168
2	Lindström James	SWE	26	27	19	27	23	30	23	28	33	20	29	24	309	24	25,750	135	174
3	Szablikowski Manuel	GER	25	32	22	27	22	30	22	25	29	25	31	20	310	21	25,833	136	174
4	Lottemoser Thomas	AUT	27	30	21	29	24	26	25	28	29	21	26	25	311	17	25,917	143	168
	Dickes Robin	GER	25	33	23	31	21	29	21	30	26	21	30	21	311	21	25,917	132	179
6	Schwickert Benedikt	GER	22	31	25	28	21	28	23	29	25	20	34	28	314	24	26,167	139	175
7	Lieber Johannes	GER	23	32	23	30	23	29	21	29	30	28	28	20	316	21	26,333	138	178
8	Spies Fabian	AUT	26	27	24	32	24	29	25	28	28	24	28	23	318	13	26,500	146	172
	Zachariassen Elias	SWE	25	34	25	28	24	32	19	28	31	22	28	22	318	24	26,500	137	181
10	Anderegg Lars	SUI	28	29	22	30	26	30	24	29	25	26	30	20	319	18	26,583	146	173
11	Riewe Ole	GER	21	29	24	30	26	30	28	29	26	24	31	23	321	17	26,750	146	175
	Bohlin Eric	SWE	23	26	25	36	23	29	24	29	31	24	29	22	321	22	26,750	141	180
13	Larsson Lukas	SWE	30	32	20	31	22	30	21	31	32	21	31	21	322	23	26,833	135	187
	Fröjd Tommy	SWE	25	33	21	31	20	31	24	30	29	27	27	24	322	18	26,833	141	181
15	Bonacker Jean-Pierre	GER	24	28	23	32	26	31	22	31	31	21	32	24	325	21	27,083	140	185
16	Bottenberg Jarno	NED	24	29	24	31	28	33	24	29	29	23			274	15	27,400	123	151
17	Philipona Alexander	SUI	28	34	24	33	24	30	22	27	30	23			275	19	27,500	121	154
	Kadlec Jan	CZE	25	29	25	33	23	28	24	34	32	22			275	21	27,500	119	156
19	Brtevnik Daniel	CZE	26	28	32	29	24	30	24	27	32	27			279	11	27,900	133	146
20	Kleiner Tristan	GER	21	32	27	31	29	26	27	31	30	26			280	15	28,000	130	150
	Pucher Per	AUT	27	28	22	31	23	33	25	31	28	32			280	11	28,000	129	151
22	Ekängen Andreas	SWE	30	30	29	32	24	29	27	28	28	24			281	14	28,100	134	147
	Zysset Remo	SUI	29	30	27	26	25	34	28	28	31	23			281	17	28,100	132	149
24	Haberl Florian	AUT	30	28	27	30	30	27	26	31	29	25			283	10	28,300	138	145
	Ramazanov Timur	RUS	25	32	26	28	27	31	27	29	33	25			283	15	28,300	130	153
	Susa Richard	CZE	25	29	29	29	26	29	24	33	33	26			283	16	28,300	130	153
27	Bottenberg Youri	NED	27	34	28	30	23	32	26	29	31	25			285	17	28,500	129	156
28	Svoboda Boris	CZE	25	31	25	29	29	33	24	33	29	28			286	10	28,600	131	155
	Cheli Duccio	ITA	26	31	27	35	30	28	24	31	29	25			286	16	28,600	132	154
30	Baumann Justin	AUT	27	34	30	31	27	28	27	29	30	24			287	13	28,700	135	152
	Andersson Henrik	SWE	24	31	26	33	27	34	28	27	32	25			287	17	28,700	130	157
	Rous Adam	CZE	27	31	27	30	22	34	27	30	32	27			287	17	28,700	130	157
33	Windsteig Sandro	AUT	28	31	25	28	28	29	33	30	33	23			288	16	28,800	137	151
	Bertels Dominik	CZE	29	32	24	37	25	31	22	30	34	24			288	25	28,800	124	164
35	Zotov Maxim	RUS	26	38	27	32	22	29	22	34	34	25			289	25	28,900	122	167
36	Diotti Daniele	ITA	27	29	27	35	32	30	27	27	29	27			290	13	29,000	140	150
	Slivko Evgeny	RUS	25	32	25	33	26	31	27	31	30	30			290	8	29,000	133	157
38	Zysset Janik	SUI	29	31	25	31	26	35	29	31	29	27			293	12	29,300	136	157
	Brunello Aaron	ITA	30	29	33	34	24	31	29	28	32	23			293	20	29,300	139	154
40	Brunello Raphael	ITA	28	36	30	31	26	30	31	29	30	25			296	16	29,600	140	156
41	Danielsen Tim	DEN	32	28	24	32	27	38	25	33	31	29			299	18	29,900	137	162
42	Broggi Marco	ITA	26	28	38	31	28	37	26	31	32	26			303	23	30,300	144	159
43	Buser Enrico	SUI	27	33	34	34	25	29	30	31	33	28			304	15	30,400	144	160
44	Cheshkov Leonid	RUS	31	36	27	34	33	31	29	32	29	23			305	19	30,500	143	162
45	Remie Roy	NED	28	31	30	34	26	32	29	32	32	33			307	9	30,700	146	161
	Oberhauser Tobias	ITA	30	33	26	33	22	33	26	36	38	30			307	22	30,700	134	173
47	Redegeld Harjan	NED	29	39	29	31	28	34	25	34	32	28			309	18	30,900	139	170
48	Beijnen Rick	NED	30	33	33	39	29	30	24	27	31	34			310	21	31,000	150	160







Jugend Weltmeisterschaft 2016
Youth World Championship 2016
10.-12.08.2016, Bischofshofen, Österreich








49	Gois Patrick		SUI	31	31	33	34	27	34	27	33	33	30	313	10	31,300	148	165
	Lindroos Tim		SUI	28	30	28	31	33	30	30	37	36	30	313	15	31,300	149	164
51	Schuster Lukas		AUT	30	35	29	37	33	35	28	32	32	35	326	10	32,600	155	171
52	Jensen Jeppe Vitten		DEN	39	35	35	38	35	33	33	35	32	33	348	12	34,800	175	173
53	Hooijsma Albert		NED	38	38	36	35	38	39	39	36	37	29	365	13	36,500	180	185
54	Meitilberg Jakob Borup		DEN	33	42	43	44	46	43	41	34	39	36	401	23	40,100	199	202

Category / Kategorie: Juniorinnen Mannschaften

		System (E = Eternit ; B = Beton) - E B E B E B E B									
Rang	Nation	Score								Summe	Schnitt
1	 Deutschland / Germany	80	92	72	92	67	94	71	96	664	27,667
	Zwirlein Michaela	25	30	20	28	26	34	23	29		
	Schumacher Sarah	23	30	25	32	19	26	27	30		
	Haupt Maike	32	32	27	32	22	34	21	37		
	E: Gras Patricia	0	0	0	0	0	0	0	0		
2	 Schweden / Sweden	76	100	73	97	80	89	79	91	685	28,542
	Hansson Jasmin	23	33	26	32	28	32	24	29		
	Vikström Felicia	27	33	23	35	25	28	24	34		
	Göransson Jennifer	26	34	24	30	27	29	31	28		
	E: Harrysson Wilma	0	0	0	0	0	0	0	0		
3	 Russland / Russia	84	96	81	94	79	93	84	99	710	29,583
	Sukonnikova Elena	25	32	28	29	27	34	34	34		
	Korytina Yulia	31	33	24	33	24	28	22	32		
	Mogilevskaya Polina	28	31	29	32	28	31	28	33		
	E: Frizen Valeria	0	0	0	0	0	0	0	0		
4	 Österreich / Austria	106	99	88	93	75	88	89	100	738	30,750
	Rudigier Laura	32	0	0	0	0	0	0	0		
	Doppelreiter Mara	34	31	33	35	23	30	26	34		
	Zitz Lisa Marie	32	30	28	30	27	28	31	32		
	E: Newland Sabrina	8	38	27	28	25	30	32	34		



Category / Kategorie: Junioren Mannschaften

		System (E = Eternit ; B = Beton) -									
Rang	Nation	E	B	E	B	E	B	E	B	Summe	Schnitt
1	 Deutschland / Germany	136	184	144	178	147	174	143	174	1280	26,667
	Bonacker Jean-Pierre	24	28	23	32	26	31	22	31		
	Schwickert Benedikt	22	31	25	28	21	28	23	29		
	Riewe Ole	21	29	24	30	26	30	28	29		
	Kleiner Tristan	21	32	27	31	29	26	27	31		
	Lieber Johannes	23	32	23	30	23	29	21	29		
	Szablikowski Manuel	25	32	22	27	22	30	22	25		
E:	Dickes Robin	0	0	0	0	0	0	0	0		
2	 Schweden / Sweden	153	183	136	186	139	186	139	173	1295	26,979
	Lindström James	26	27	19	27	23	30	23	28		
	Andersson Henrik	24	31	26	33	27	34	28	27		
	Larsson Lukas	30	32	20	31	22	30	21	31		
	Bohlin Eric	23	26	25	36	23	29	24	29		
	Fröjd Tommy	25	33	21	31	20	31	24	30		
	Zachariassen Elias	25	34	25	28	24	32	19	28		
E:	Ekängen Andreas	0	0	0	0	0	0	0	0		
3	 Tschechien / Czech Rep	158	180	158	181	152	182	138	184	1333	27,771
	Svoboda Boris	25	31	25	29	29	33	24	33		
	Bertels Dominik	29	32	24	37	25	31	22	30		
	Susa Richard	25	29	29	29	26	29	24	33		
	Brtevník Daniel	26	28	32	29	24	30	24	27		
	Kadlec Jan	25	29	25	33	23	28	24	34		
	Skaloud Ondrej	28	31	23	24	25	31	20	27		
E:	Rous Adam	0	0	0	0	0	0	0	0		
4	 Österreich / Austria	165	178	149	181	156	172	161	177	1339	27,896
	Lottermoser Thomas	27	30	21	29	24	26	25	28		
	Haberl Florian	30	28	27	30	30	27	26	31		
	Pucher Per	27	28	22	31	23	33	25	31		
	Windsteig Sandro	28	31	25	28	28	29	33	30		
	Baumann Justin	27	34	30	31	27	28	27	29		
	Spies Fabian	26	27	24	32	24	29	25	28		
E:	Schuster Lukas	0	0	0	0	0	0	0	0		
5	 Schweiz / Switzerland	172	188	165	188	153	192	160	179	1397	29,104
	Zysset Remo	29	30	27	26	25	34	28	28		
	Gois Patrick	31	31	33	34	27	34	27	33		
	Zysset Janik	29	31	25	31	26	35	29	31		
	Buser Enrico	27	33	34	34	25	29	30	31		
	Philipona Alexander	28	34	24	33	24	30	22	27		
	Anderegg Lars	28	29	22	30	26	30	24	29		
E:	Lindroos Tim	0	0	0	0	0	0	0	0		



Jugend Weltmeisterschaft 2016
Youth World Championship 2016
10.-12.08.2016, Bischofshofen, Österreich



6	 Italien / Italy	167	186	181	199	162	189	163	182	1429	29,771
	Broggi Marco	26	28	38	31	28	37	26	31		
	Brunello Aaron	30	29	33	34	24	31	29	28		
	Brunello Raphael	28	36	30	31	26	30	31	29		
	Oberhauser Tobias	30	33	26	33	22	33	26	36		
	Diotti Daniele	27	29	27	35	32	30	27	27		
	Cheli Duccio	26	31	27	35	30	28	24	31		
7	 Niederlande / Netherlands	176	204	180	200	172	200	167	187	1486	30,958
	Hooijsma Albert	38	38	36	35	38	39	39	36		
	Remie Roy	28	31	30	34	26	32	29	32		
	Beijnen Rick	30	33	33	39	29	30	24	27		
	Bottenberg Jarno	24	29	24	31	28	33	24	29		
	Redegeld Harjan	29	39	29	31	28	34	25	34		
	Bottenberg Youri	27	34	28	30	23	32	26	29		